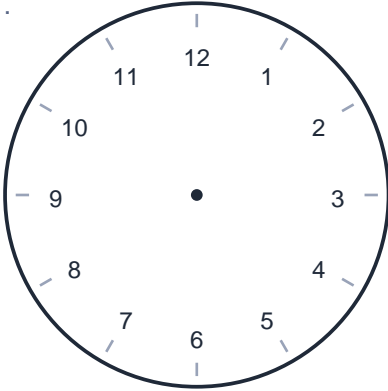
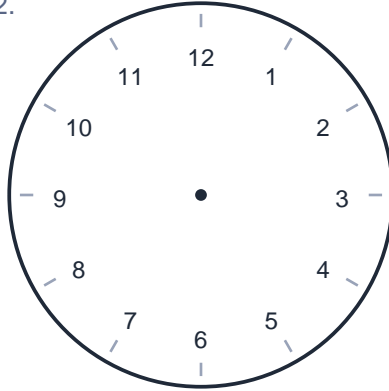


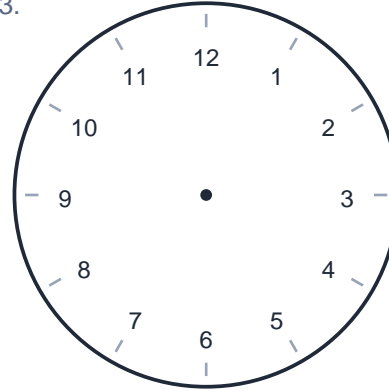
Draw the Time

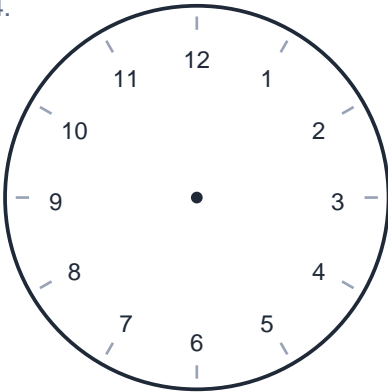
Name: _____ Date: _____

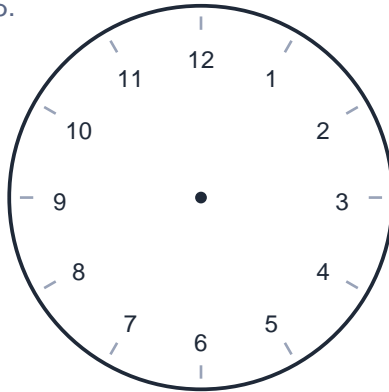
Draw the hour and minute hands to show each time.

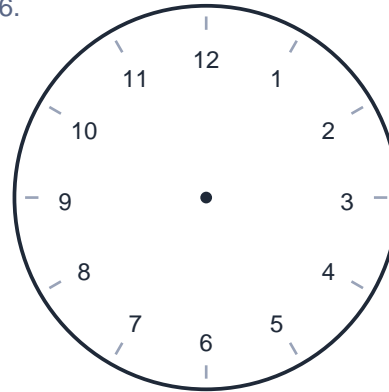
1. 
1:25

2. 
7:20

3. 
3:10

4. 
3:25

5. 
6:00

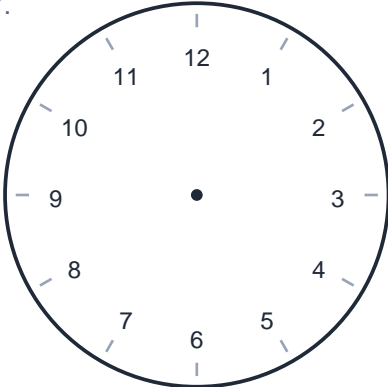
6. 
1:05

Draw the Time

Name: _____ Date: _____

Draw the hour and minute hands to show each time.

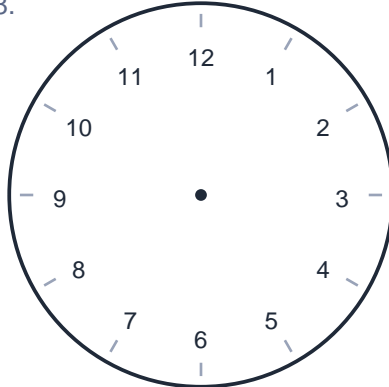
7.



11:45

A blank circular clock face with numbers 1 through 12 and tick marks for minutes. The time 11:45 is printed below the clock.

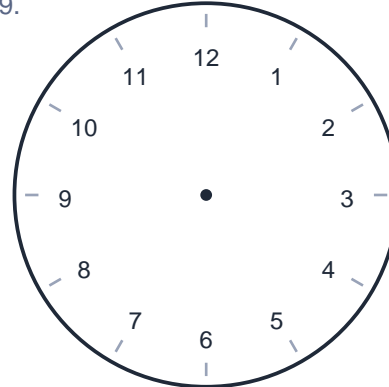
8.



3:00

A blank circular clock face with numbers 1 through 12 and tick marks for minutes. The time 3:00 is printed below the clock.

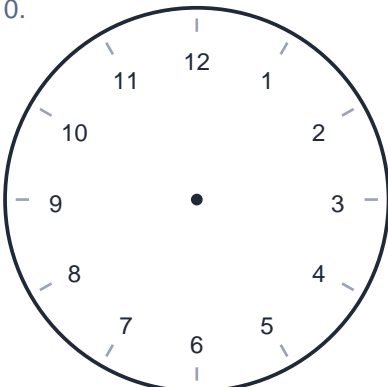
9.



11:40

A blank circular clock face with numbers 1 through 12 and tick marks for minutes. The time 11:40 is printed below the clock.

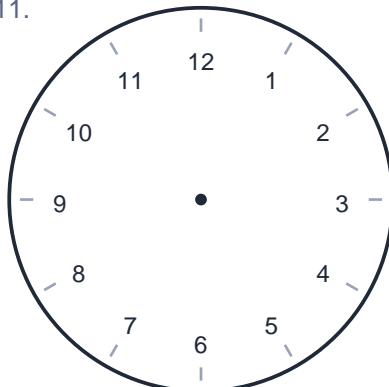
10.



8:10

A blank circular clock face with numbers 1 through 12 and tick marks for minutes. The time 8:10 is printed below the clock.

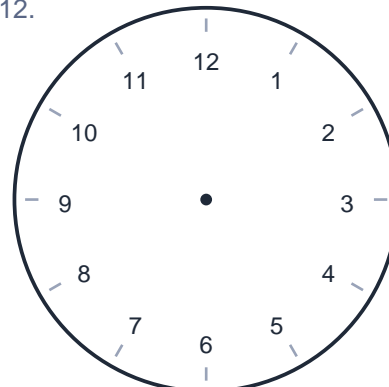
11.



10:15

A blank circular clock face with numbers 1 through 12 and tick marks for minutes. The time 10:15 is printed below the clock.

12.







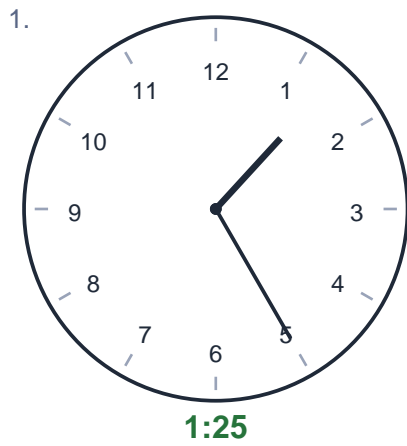
9:50

A blank circular clock face with numbers 1 through 12 and tick marks for minutes. The time 9:50 is printed below the clock.

Draw the Time

Name: _____ Date: _____

Draw the hour and minute hands to show each time.



Draw the Time

Name: _____ Date: _____

Draw the hour and minute hands to show each time.

7.



11:45

A circular clock face with numbers 1 through 12. The hour hand is positioned between 11 and 12, closer to 12. The minute hand is pointing exactly at 9.

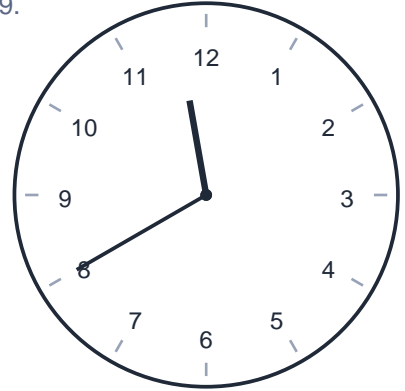
8.



3:00

A circular clock face with numbers 1 through 12. The hour hand is pointing exactly at 3. The minute hand is pointing exactly at 12.


9.



11:40

A circular clock face with numbers 1 through 12. The hour hand is positioned between 11 and 12, closer to 12. The minute hand is pointing between 7 and 8, closer to 8.

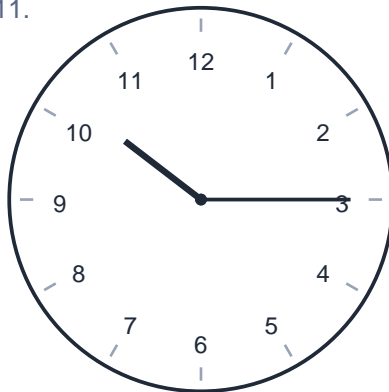
10.



8:10

A circular clock face with numbers 1 through 12. The hour hand is positioned between 8 and 9, closer to 8. The minute hand is pointing between 1 and 2, closer to 2.


11.



10:15

A circular clock face with numbers 1 through 12. The hour hand is positioned between 10 and 11, closer to 10. The minute hand is pointing exactly at 3.

12.



9:50

A circular clock face with numbers 1 through 12. The hour hand is positioned between 9 and 10, closer to 10. The minute hand is pointing between 9 and 10, closer to 10.