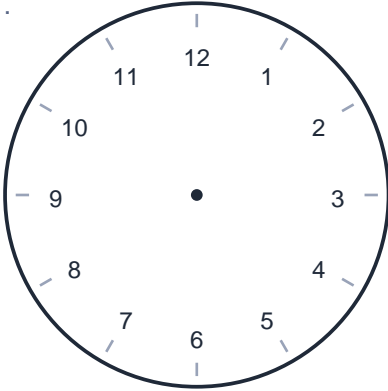
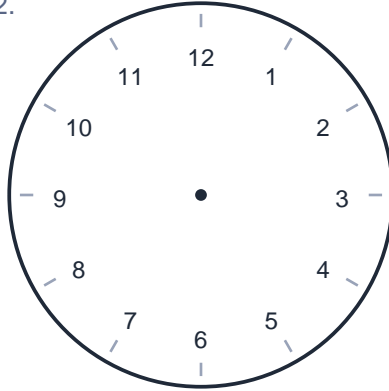


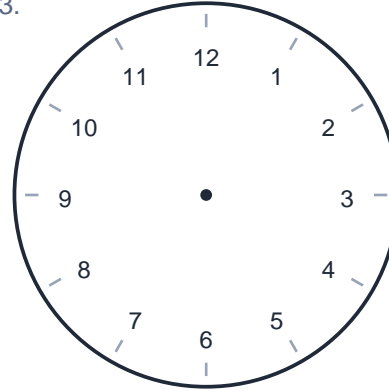
Draw the Time

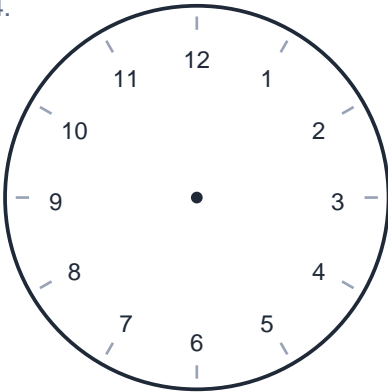
Name: _____ Date: _____

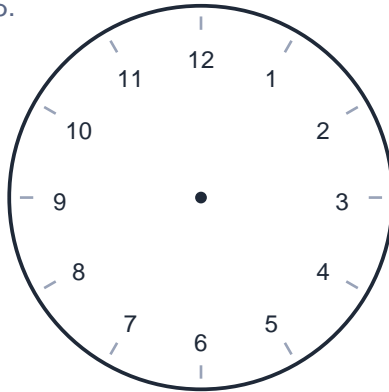
Draw the hour and minute hands to show each time.

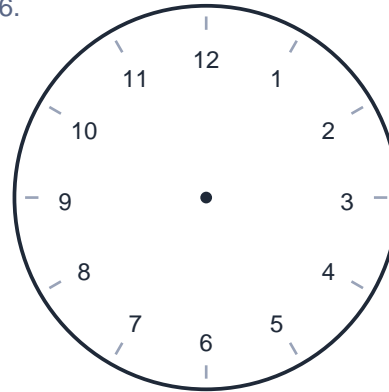
1. 
1:29

2. 
7:24

3. 
3:13

4. 
3:25

5. 
6:04

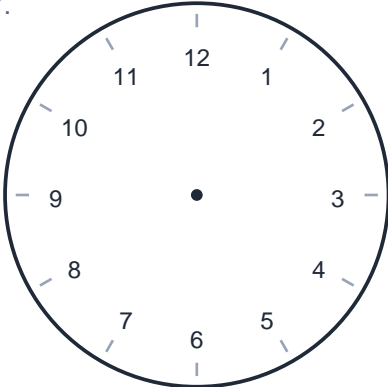
6. 
1:08

Draw the Time

Name: _____ Date: _____

Draw the hour and minute hands to show each time.

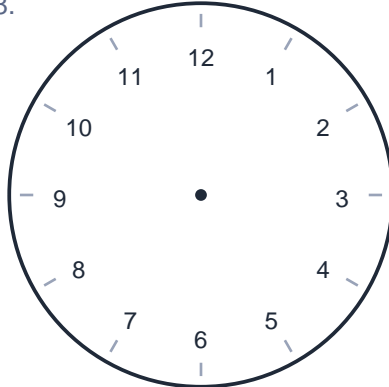
7.



11:48

A blank circular clock face with numbers 1 through 12 and tick marks for minutes. The time 11:48 is printed below the clock.

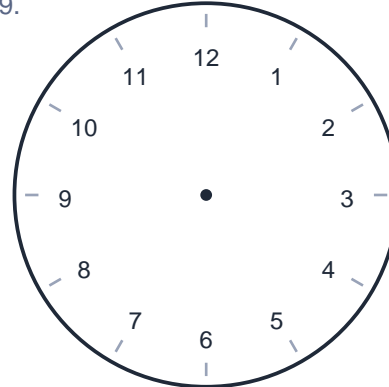
8.



3:01

A blank circular clock face with numbers 1 through 12 and tick marks for minutes. The time 3:01 is printed below the clock.

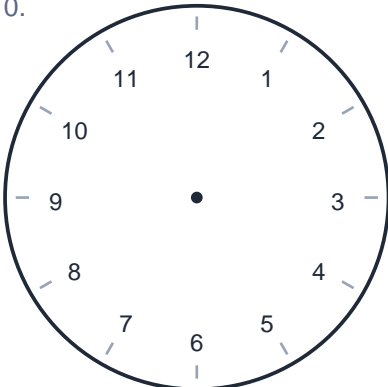
9.



11:41

A blank circular clock face with numbers 1 through 12 and tick marks for minutes. The time 11:41 is printed below the clock.

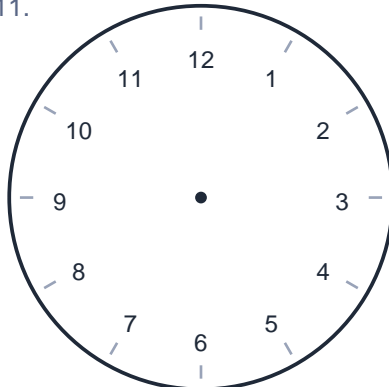
10.



8:11

A blank circular clock face with numbers 1 through 12 and tick marks for minutes. The time 8:11 is printed below the clock.

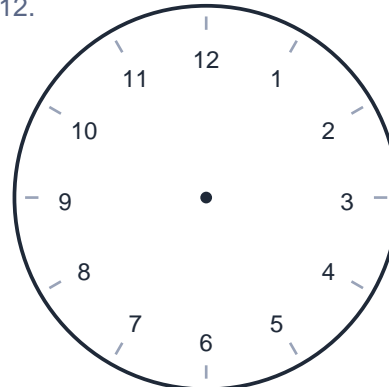
11.



10:18

A blank circular clock face with numbers 1 through 12 and tick marks for minutes. The time 10:18 is printed below the clock.

12.






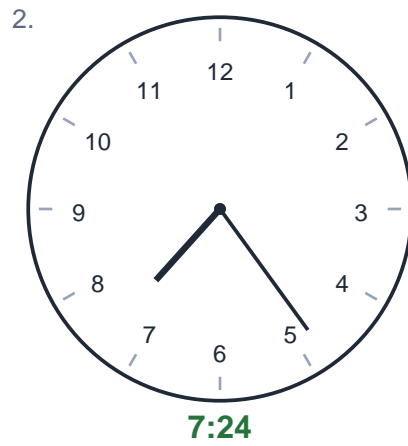
9:52

A blank circular clock face with numbers 1 through 12 and tick marks for minutes. The time 9:52 is printed below the clock.

Draw the Time

Name: _____ Date: _____

Draw the hour and minute hands to show each time.



Draw the Time

Name: _____ Date: _____

Draw the hour and minute hands to show each time.

7.



11:48

A circular clock face with numbers 1 through 12. The hour hand is positioned between 11 and 12, closer to 12. The minute hand is positioned at 9:48.

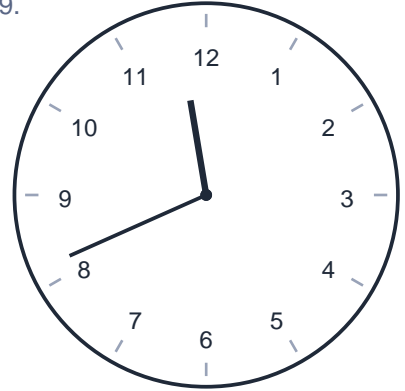
8.



3:01

A circular clock face with numbers 1 through 12. The hour hand is positioned at 3. The minute hand is positioned at 12:01.

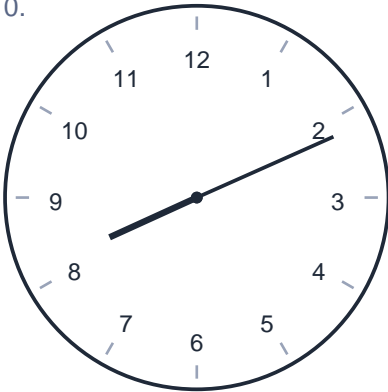
9.



11:41

A circular clock face with numbers 1 through 12. The hour hand is positioned between 11 and 12, closer to 12. The minute hand is positioned at 8:41.

10.



8:11

A circular clock face with numbers 1 through 12. The hour hand is positioned between 8 and 9, closer to 8. The minute hand is positioned at 2:11.


11.



10:18

A circular clock face with numbers 1 through 12. The hour hand is positioned between 10 and 11, closer to 10. The minute hand is positioned at 3:18.

12.



9:52

A circular clock face with numbers 1 through 12. The hour hand is positioned between 9 and 10, closer to 10. The minute hand is positioned at 10:52.