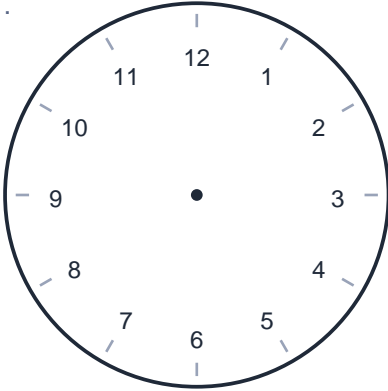
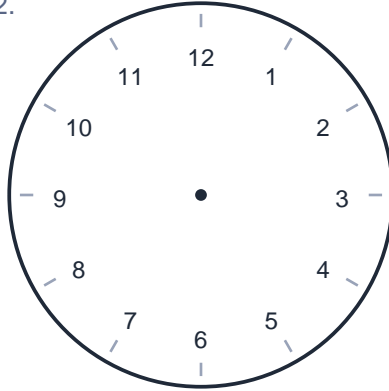


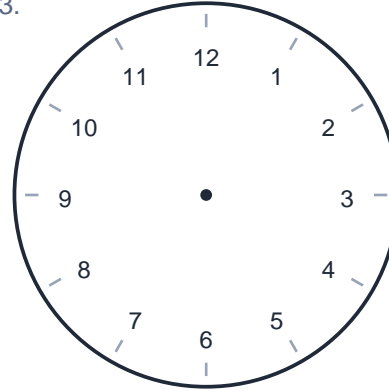
# Draw the Time

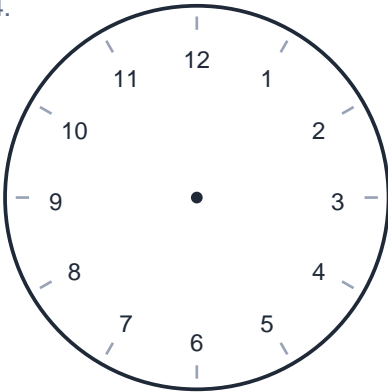
Name: \_\_\_\_\_ Date: \_\_\_\_\_

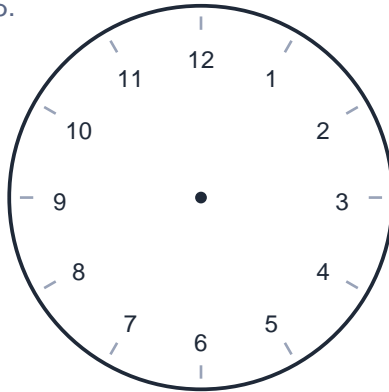
Draw the hour and minute hands to show each time.

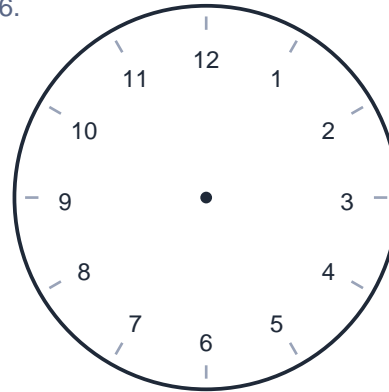
1.   
**1:00**

2.   
**7:00**

3.   
**3:00**

4.   
**3:00**

5.   
**6:00**

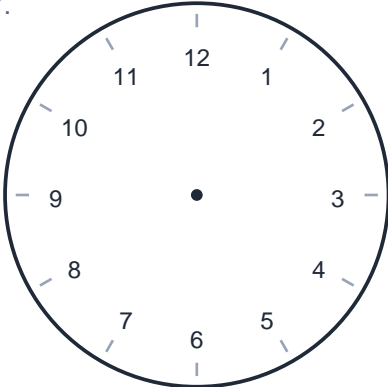
6.   
**1:00**

# Draw the Time

Name: \_\_\_\_\_ Date: \_\_\_\_\_

Draw the hour and minute hands to show each time.

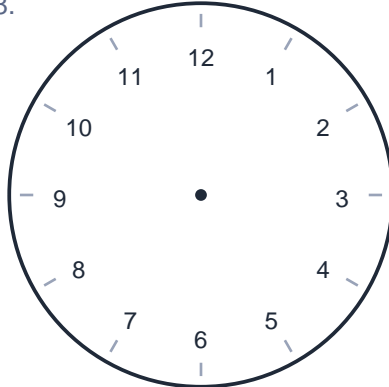
7.



11:00

A blank circular clock face with numbers 1 through 12 and tick marks. The time 11:00 is printed below the clock.

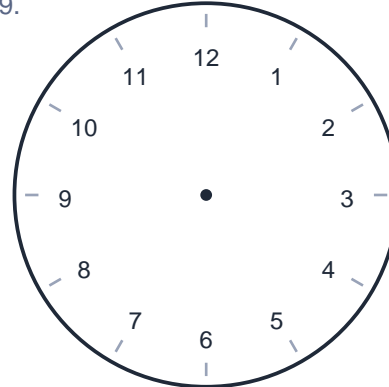
8.



3:00

A blank circular clock face with numbers 1 through 12 and tick marks. The time 3:00 is printed below the clock.

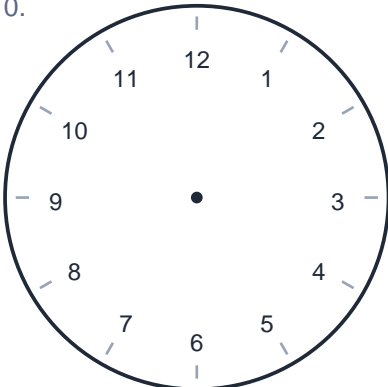
9.



11:00

A blank circular clock face with numbers 1 through 12 and tick marks. The time 11:00 is printed below the clock.

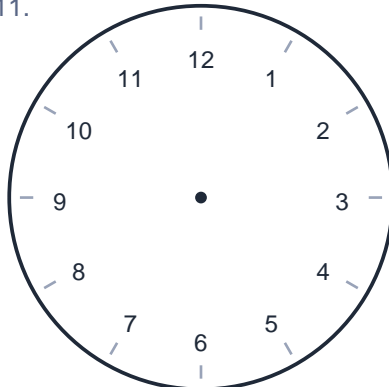
10.



8:00

A blank circular clock face with numbers 1 through 12 and tick marks. The time 8:00 is printed below the clock.

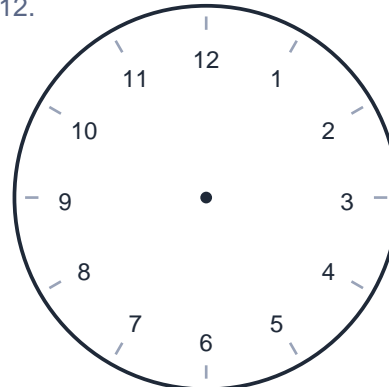
11.



10:00

A blank circular clock face with numbers 1 through 12 and tick marks. The time 10:00 is printed below the clock.

12.






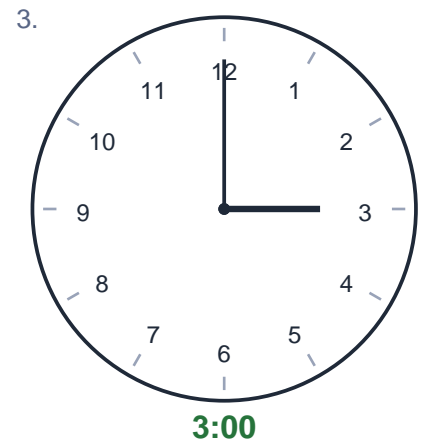

9:00

A blank circular clock face with numbers 1 through 12 and tick marks. The time 9:00 is printed below the clock.

# Draw the Time

Name: \_\_\_\_\_ Date: \_\_\_\_\_

Draw the hour and minute hands to show each time.



# Draw the Time

Name: \_\_\_\_\_ Date: \_\_\_\_\_

Draw the hour and minute hands to show each time.

7.



11:00

A circular clock face with numbers 1 through 12. The hour hand is a thick black line pointing to the 11, and the minute hand is a thinner black line pointing to the 12.


8.



3:00

A circular clock face with numbers 1 through 12. The hour hand is a thick black line pointing to the 3, and the minute hand is a thinner black line pointing to the 12.

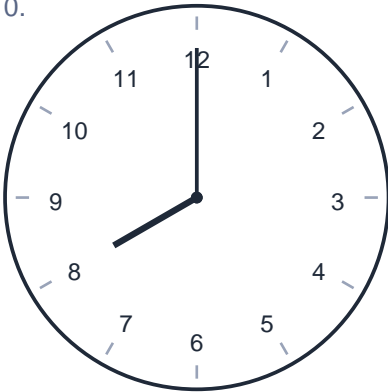
9.



11:00

A circular clock face with numbers 1 through 12. The hour hand is a thick black line pointing to the 11, and the minute hand is a thinner black line pointing to the 12.


10.



8:00

A circular clock face with numbers 1 through 12. The hour hand is a thick black line pointing to the 8, and the minute hand is a thinner black line pointing to the 12.

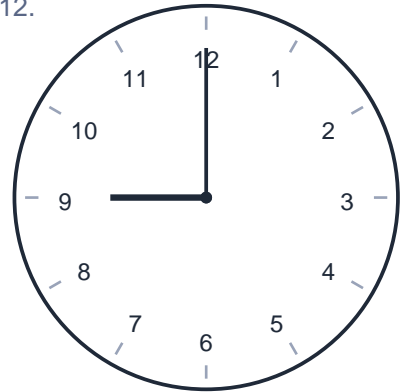
11.



10:00

A circular clock face with numbers 1 through 12. The hour hand is a thick black line pointing to the 10, and the minute hand is a thinner black line pointing to the 12.

12.



9:00

A circular clock face with numbers 1 through 12. The hour hand is a thick black line pointing to the 9, and the minute hand is a thinner black line pointing to the 12.