

Geometry: Angles Worksheets

Geometry: Angles · measure

Worksheet

Verify answers

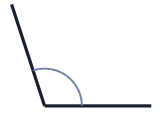


Name: _____ Date: _____

1. Use a protractor to measure the angle shown below.



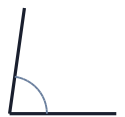
2. Use a protractor to measure the angle shown below.



3. Use a protractor to measure the angle shown below.



4. Use a protractor to measure the angle shown below.




5. Use a protractor to measure the angle shown below.



6. Use a protractor to measure the angle shown below.



7. Use a protractor to measure the angle shown below.



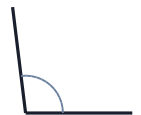
8. Use a protractor to measure the angle shown below.



9. Use a protractor to measure the angle shown below.



10. Use a protractor to measure the angle shown below.



Geometry: Angles Worksheets

Geometry: Angles · measure

Answers

Verify answers



-
- PW PW PW PW PW PW
1. 145°
 2. 108°
 3. 40°
 4. 82°
 5. 43°
 6. 69°
 7. 144°
 8. 44°
 9. 165°
 10. 97°