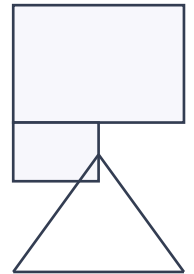




Name: \_\_\_\_\_ Date: \_\_\_\_\_


1. An L-shape combines a 5 cm × 4 cm rectangle with a 4 cm × 2 cm rectangle along its base. Estimate the perimeter using the diagram.




2. Triangle with sides 5 cm, 11 cm and 8 cm. Find the perimeter.



3. Square with side 9 cm. Find the perimeter.




4. An L-shape combines a 5 cm × 4 cm rectangle with a 3 cm × 3 cm rectangle along its base. Estimate the perimeter using the diagram.



5. Rectangle 14 cm by 7 cm. Find the perimeter.



6. An L-shape combines a 5 cm × 6 cm rectangle with a 3 cm × 6 cm rectangle along its base. Estimate the perimeter using the diagram.



7. Rectangle 10 cm by 6 cm. Find the perimeter.



8. Rectangle 4 cm by 3 cm. Find the perimeter.



9. Triangle with sides 7 cm, 11 cm and 12 cm. Find the perimeter.



10. Triangle with sides 6 cm, 10 cm and 6 cm. Find the perimeter.

# Perimeter and Area Worksheets

Perimeter & Area · mixed · perimeter

Answers

Verify answers



- 
- PW PW PW PW PW PW
1. 22 cm
  2. 24 cm
  3. 36 cm
  4. 24 cm
  5. 42 cm
  6. 34 cm
  7. 32 cm
  8. 14 cm
  9. 30 cm
  10. 22 cm