



Name: \_\_\_\_\_ Date: \_\_\_\_\_

1. Triangle with base 14 cm and height 10 cm. Find the area.



2. Triangle with base 6 cm and height 3 cm. Find the area.



3. Triangle with base 13 cm and height 7 cm. Find the area.




4. Rectangle 7 cm by 3 cm. Find the perimeter.




5. An L-shape combines a 9 cm × 5 cm rectangle with a 2 cm × 5 cm rectangle along its base. Estimate the perimeter using the diagram.




6. Rectangle 3 cm by 10 cm. Find the area.




7. An L-shape combines a 7 cm × 4 cm rectangle with a 4 cm × 3 cm rectangle. Find the total area.



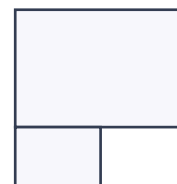
8. Rectangle 14 cm by 2 cm. Find the area.



9. Rectangle 4 cm by 7 cm. Find the perimeter.



10. An L-shape combines a 10 cm × 5 cm rectangle with a 5 cm × 5 cm rectangle along its base. Estimate the perimeter using the diagram.



# Perimeter and Area Worksheets

Perimeter & Area · mixed · both

Answers

Verify answers



- 
- PW PW PW PW PW PW
1. 70 cm<sup>2</sup>
  2. 9 cm<sup>2</sup>
  3. 45.5 cm<sup>2</sup>
  4. 20 cm
  5. 38 cm
  6. 30 cm<sup>2</sup>
  7. 40 cm<sup>2</sup>
  8. 28 cm<sup>2</sup>
  9. 22 cm
  10. 40 cm